

Looking Forward, Part 2

Reimagining Solutions

14th Annual GPE Conference | May 17-19, 2021

Objectives

- Review the four core precepts
- Review challenges identified yesterday, reimagined
- Discuss and develop strategies for capitalizing on what works well while addressing the identified challenges to improve our signature programs

Let's Review...

4 Core Precepts

- Student-led discussions
- Larger group discussions
- Smaller group discussions
- Collaborative projects

3 Key Challenges

- Using Zoom breakout rooms in the new environment
- Facilitating meaningful peer-to-peer discussions
- Promoting an engaged community of students

Let's Discuss...

Discussion Activity

- **Goals:**
 - To generate a variety of potential solutions to address the challenges identified during yesterday's session
 - To evaluate potential solutions based on various constraints, pros, and cons of each potential solution
 - To identify promising potential solutions to explore in greater depth as we move forward

Let's Discuss...

Discussion Activity

- **Method:**
 - Three challenges to focus on
 - Three Padlets, one for each challenge
 - Three groups working in three breakout rooms
 - Four rounds:
 - Round 1: Focus on first challenge; add potential solutions, pros, and cons
 - Round 2: Move to second challenge; review first group's ideas, add more
 - Round 3: Move to third challenge, review first two groups' ideas, add more
 - Round 4: Return to initial challenge/Padlet, review, prepare to share key takeaways

Tools

- Yesterday's Padlet:
Identifying Successes and Challenges (for reference as needed):
<https://padlet.com/leibowitzj1/tjzytxcbz13a7xiy>

padlet

Jami + 6 • 23d

Looking Forward: Identifying Successes and Challenges

Through this exercise we will identify the tools, strategies, and practices that we want to continue in our new educational environment.

Round 1: What

Round 1 Directions
Within your group, discuss and identify the **best strategies, practices, and tools** that you have used over this past year or prior that promote the values of the course.

After discussing, **post your group's 3 top items in this column** by clicking the + at the bottom. There should be one post with 3 items per group.

2 comments

Anonymous 23d
Emotional Connection- discussion of current situation of pandemic created more empathy

Anonymous 23d
More small group discussions (5 groups of 4 students), created more interaction. Modeling sample conversations, agenda prior to class, prepare questions in advance. Research about the days topic.

Add comment

Round 2: Why

Round 2 Directions
Review the items in column one and summarize your previous groups' discussion with a focus on why those were selected. **As a group, identify your top three items from the Round 1 column and post them in this column.** Hint: You can mix and match—you don't have to select all from one group.

Try to add specifics to your 3 items.

6 comments

Anonymous 23d
Use of Padlet for collaboration and reflection. Engagement.

Anonymous 23d
Use of video tool (short links outside of class), sending pictures, or audio messages

Anneli Schaufeli 23d
break out rooms

Anneli Schaufeli 23d
video calls outside calssroom

Anonymous 23d
Students prepare a slide to support discussion

Round 3: How

Round 3 Directions
Once again, review the items in Round 2 and as a group select the 3 most valuable practices, strategies, or tools. Think through how these items should be implemented to have the best impact.

Post your 3 items below with the details of how they are best implemented.

6 comments

Anonymous 23d
Use of Breakout rooms: the number of students in a room depends on the enrollment, so we should be flexible.

Anonymous 23d
GU Core- keeping a diary- modern way- screenshots or documentation, reflection, discussion posts.

Anonymous 23d
Use of Breakout rooms: Students should be on their own and they should lead discussion.

Anonymous 23d
Use of Breakout rooms: Students need a task to accomplish for example recording their breakout room

Round 4: Challenges

Round 4 Directions
Consider an environment where some partners may have students join remotely, others will have students in a classroom, and still others may have a mix...**as a group identify and post challenges to implementing the best practices identified in Round 3** given these differing environments.

0 comments

Add comment

Tools

- **Today's Padlets:**

- **Challenge 1: Zoom Breakout Rooms**

<https://padlet.com/ecugu/320o6f1yopsbsvps>

- **Challenge 2: Meaningful Student Discussions**

<https://padlet.com/ecugu/63efrwnaly1gcfbn>

- **Challenge 3: Engaged Community**

<https://padlet.com/ecugu/tgx9qu6ch4re8ekq>

Discussion

- Which challenge is your group "presenting"?
- In your opinion, what is one of the more effective strategies we might integrate moving forward? Why?

Challenge 1: Zoom Breakout Rooms

- Link to Completed Padlet: <https://padlet.com/ecugu/320o6f1yopsbsvps>

(situation-specific)

☆ RATE 0


Important Precepts

- student-led discussions
- larger group discussions so students are exposed to multiple perspectives
- smaller group discussions so students can have more intimate conversations
- collaborative project

☆ RATE 0

Challenge #1

Challenge #1: How might we continue to use the benefits of Zoom breakout rooms in the new environment?



☆ RATE 0

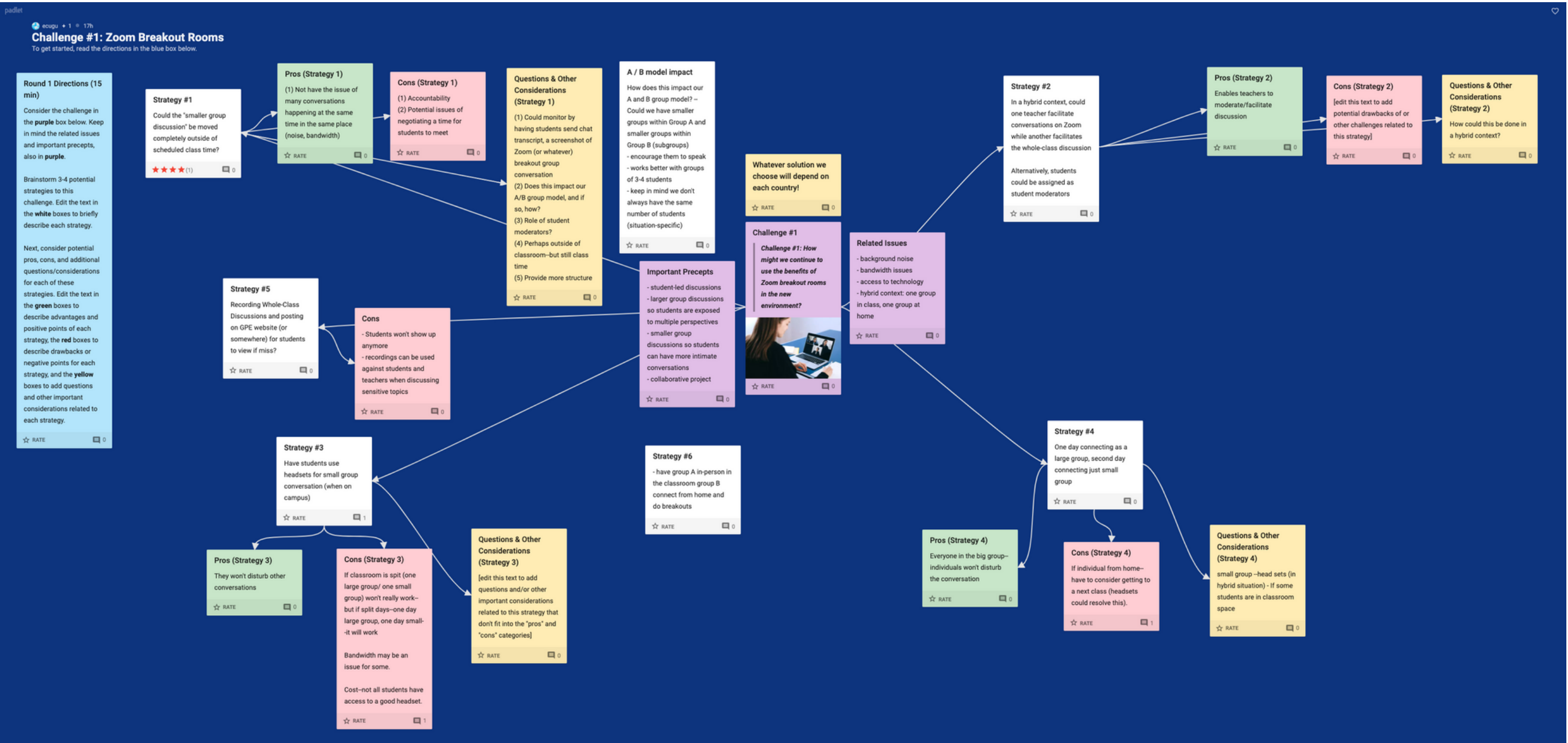
Related Issues

- background noise
- bandwidth issues
- access to technology
- hybrid context: one group in class, one group at home

☆ RATE 0

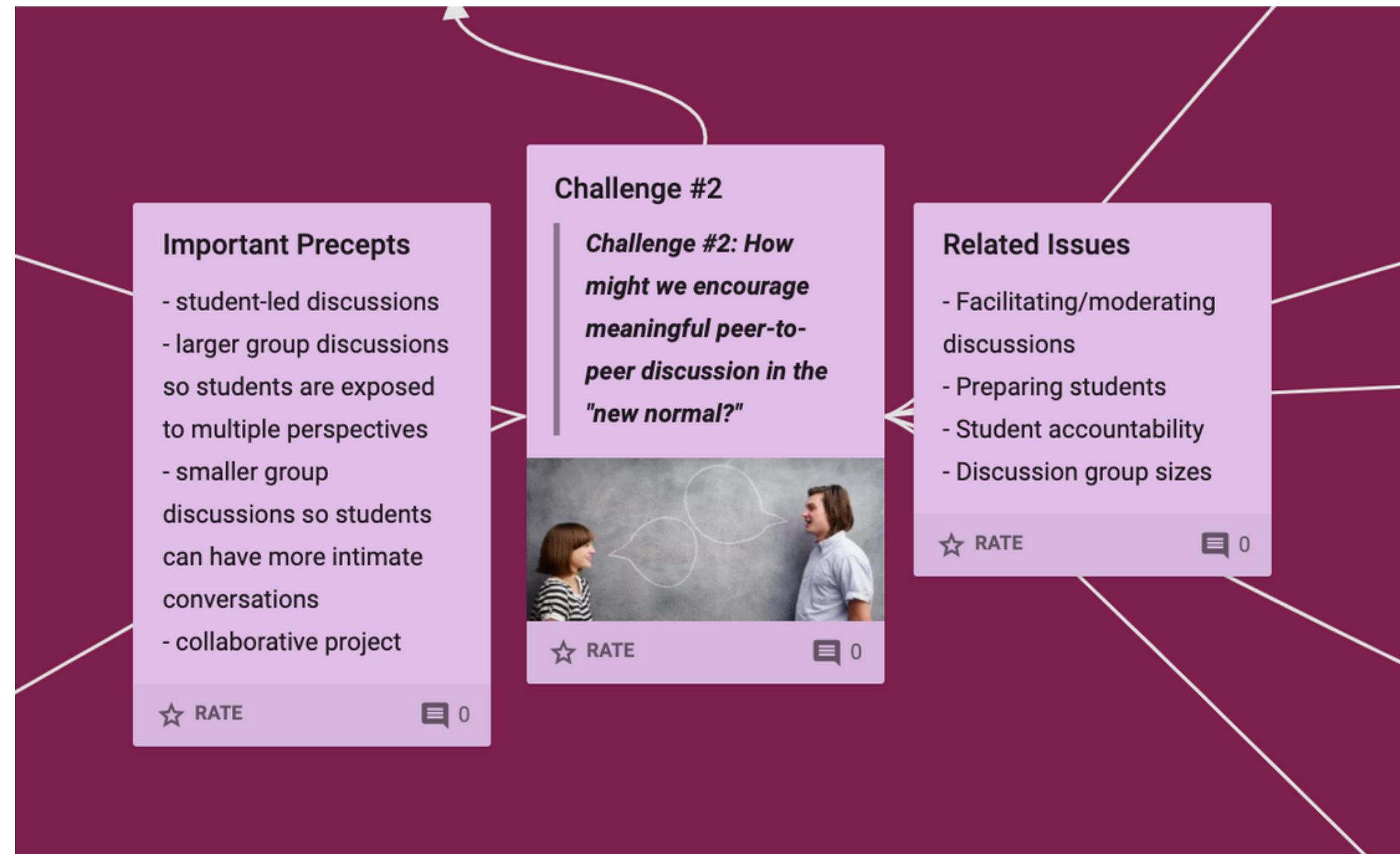
Challenge 1: Zoom Breakout Rooms

- Link to Completed Padlet: <https://padlet.com/ecugu/320o6f1yopsbsvps>



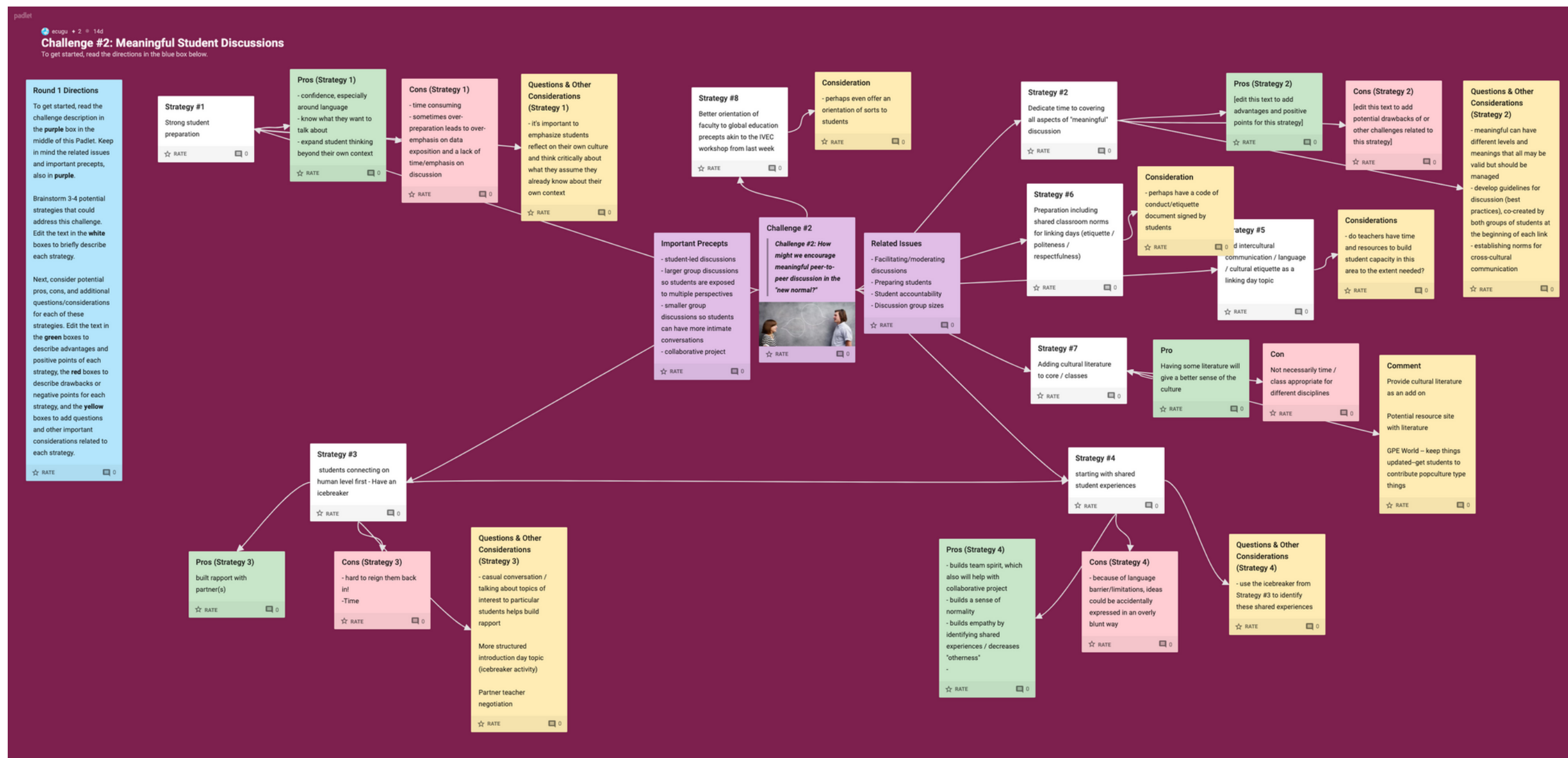
Challenge 2: Meaningful Student Discussions

- Link to Completed Padlet: <https://padlet.com/ecugu/63efrwnaly1gcfbn>



Challenge 2: Meaningful Student Discussions

- Link to Completed Padlet: <https://padlet.com/ecugu/63efrwnaly1gcfbn>



Challenge 3: Engaged Community

- Link to Completed Padlet: <https://padlet.com/ecugu/tgx9qu6ch4re8ekq>


Challenge #3

Important Precepts

- student-led discussions
- larger group discussions so students are exposed to multiple perspectives
- smaller group discussions so students can have more intimate conversations
- collaborative project

☆ RATE 0

Challenge #3: How might we build and promote an engaged community of students?



☆ RATE 0

Related Issues

- Facilitating friendship
- Facilitating out-of-class contact
- Promoting engaged learning
- Tools that can help achieve these goals

☆ RATE 0

Challenge 3: Engaged Community

- Link to Completed Padlet: <https://padlet.com/ecugu/tgx9qu6ch4re8ekq>

